

DS-2DE4220W-AE

2 MP Outdoor 4" 20x Network PTZ Dome Camera

- 1/2.8" Progressive Scan CMOS
- Up to 1920 × 1080 @ 30 fps
- 20x Optical Zoom
- DWDR
- 3D Intelligent Positioning
- IP66 and IK10 Protection
- 24 VAC / PoE (Injector Included), 18 W




The Hikvision DS- DS-2DE4220W-AE PTZ Dome Camera is able to capture high quality images in low light environments with its black anti-reflective glass.

The embedded 1/2.8" progressive scan CMOS chip makes DWDR and 1920 × 1080 real-time resolution possible. With its 20x optical zoom lens, the camera offers abundant details over expansive areas.












Hikvision's DS-2DE4220W-AE PTZ Dome Camera also features a wide range of functions, including intrusion detection, line crossing detection, and audio exception, benefitting users with great improvements in security efficiency and, more importantly, with key events/objects recorded for further forensic needs.

Available Models: DS-2DE4220W-AE



DS-2DE4220W-AE	
Camera Module	
Image Sensor	1/2.8" progressive scan CMOS
Minimum Illumination	Color: 0.05 Lux @ (F1.6, AGC ON), B/W: 0.01 Lux @ (F1.6, AGC ON)
Day and Night	ICR switch
Focus Mode	Auto / semi-auto / manual
Shutter Speed	1/1 to 1/10,000s
Digital Zoom	16x
White Balance	Auto / manual / ATW (auto tracking white balance) / indoor / outdoor / daylight lamp / sodium lamp
AGC	Auto / manual
Backlight Compensation	Supported
Wide Dynamic Range	92 dB
DNR (Digital Noise Reduction)	Supported
Privacy Mask	8 programmable privacy masks
Lens	
Focal Length	4.7 to 94 mm, 20x
Field of View	61.4° to 2.9° (wide-tele)
Working Distance	10 to 1000 mm (wide-tele)
Zoom Speed	Approximately 3 s (optical lens, wide-tele)
Aperture Range	F1.6 to F3.5
Smart	
Smart Detection	Intrusion detection, line crossing detection, audio exception detection, motion detection, and video tampering detection
Smart Recording	Edge storage, smart search in smart NVR, and VCA playback
Smart Image Enhancement	WDR, HLC, Defog, EIS
Smart Encoding	Low bitrate, and ROI (Region of Interest) encoding
Smart Alarm	Alarm for network disconnection, IP address conflict, HDD full, HDD error, and illegal login
Network	
Main Stream	50 Hz: 25 fps (1920 × 1080, 1280 × 960, 1280 × 720), 50 fps (1280 × 960, 1280 × 720); 60 Hz: 30 fps (1920 × 1080, 1280 × 960, 1280 × 720), 60 fps (1280 × 960, 1280 × 720)
Sub-Stream	50 Hz: 25 fps (704 × 576, 640 × 480, 352 × 288); 60 Hz: 30 fps (704 × 480, 640 × 480, 352 × 240)
Third Stream	50 Hz: 25 fps (1920 × 1080, 1280 × 960, 1280 × 720, 704 × 576, 640 × 480, 352 × 288); 60 Hz: 30 fps (1920 × 1080, 1280 × 960, 1280 × 720, 704 × 480, 640 × 480, 352 × 240)
Video Compression	H.264 / MJPEG
Audio compression	G.711alaw / G.711ulaw / G.722 / G.726 / MP2L2 / PCM
Protocols	IPv4/IPv6, HTTP, HTTPS, 802.1x, Qos, FTP, SMTP, UPnP, SNMP, DNS, DDNS, NTP, RTSP, RTCP, RTP, TCP/IP, DHCP, PPPoE, Bonjour
Simultaneous Live View	Up to 20 users
User/Host	Up to 32 users, 3 levels: Administrator, Operator, and User
Security Measures	User authentication (ID and PW), host authentication (MAC address), IP address filtering, HTTPS encryption, and IEEE 802.1x port-based network access control
Pan and Tilt	
Movement Range	Pan: 360°, Tilt: 5° to 90°
Movement Speed	Pan: 0.1° to 160°/s, Tilt: 0.1° to 120°/s
Preset No.	300
Patrol	8 patrols, up to 32 presets per patrol
Park Action	Preset / patrol / pattern / auto scan / tilt scan / random scan / frame scan / panorama scan
Scheduled Task	Preset / patrol / pattern / auto scan / tilt scan / random scan / frame scan / panorama scan / dome reboot / dome adjust / aux output
Proportional Zoom	Supported
Power-off Memory	Supported
Position Display	On/ Off
System Integration	
Alarm I/O	1 alarm input, 1 alarm output
Alarm Linkage	Alarm actions, such as send email, notify surveillance center, upload to FTP / memory card / NAS, trigger recording, etc.
Audio I/O	1 audio input, 1 audio output
Ethernet	1 RJ45 10M/100M Ethernet interface
Memory Card	Built-in memory card slot, supporting SD/SDHC/SDXC, up to 128GB
Client	iVMS-4200
Web Browser	IE7+, Chrome18+, Firefox5.0+, Safari5.02+
General	
Power	24 VAC, and PoE (802.3at); maximum: 18 W
Working Temperature	-22° F to 149° F (-30° C to 65° C)
Working Humidity	≤ 90%
Protection Level	IP 66, TVS 4,000V lightning protection, and surge protection
Dimensions(mm)	Φ7.1" × 9.4" (Φ179.4 × 239.5 mm)
Weight	4.4 lbs (2 kg)

Accessories

										
WMP-S Short wall mount for 4" PTZ	WMP-L Long Wall Mount	CMP Large Corner Mount for WMP-S/L	PMP Pole Mount for WMP-S/L	JBP-W Power Box Mount w/Wall Bracket	PMPL Large Pole Mt for JBP-W	CMPL Large Corner Mt for JBP-W	CPM-S Short Ceiling Pendant Mt	CPM-L Long Ceiling Pendant Mt	CPMPE Ceiling Pendant Mount Ext Pipe	RPM Roof Parapet Mt

Dimensions

